


ROVI EXPANDING COLLETS

*For 5C, 16C and 3J Spindles and Fixtures
Diameters of .065" through 6"*

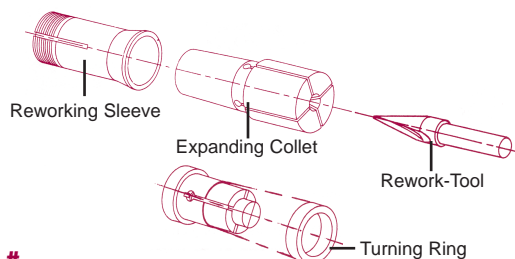


800-423-5145
www.roviproducts.com

Expanding Collet Accessories

Rovi Reworking Tools

Plus Mini Collet Turning Ring



Part

SL4R-5C – Reworking Sleeve	USED WITH -4 COLLET
SL2R-5C – Reworking Sleeve	USED WITH -26 AND -2 COLLET
REWORK-TOOL	USED TO REWORK 15° ANGLE ON -2, -26 AND -4 COLLETS
TURNING RING (PACK OF 5)	USED AS AN AID TO TURN MINI COLLETS

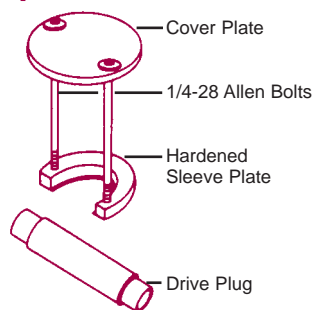
The Reworking sleeve will aid you in facing off your used Rovi Expanding Collets and re boring the 15° screw angle. This hardened and ground sleeve is available for the -26, -2 and -4 collets.

There is a distinction between the reworking sleeve and our standard sleeves. The reworking sleeve is threaded like a 5C emergency collet, which will allow you to lock the expanding collet into a 5C spindle. This prevents the sleeve and collet from slipping out of the spindle.

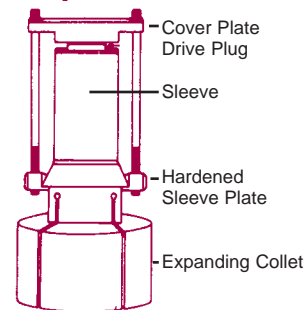
The Turning Ring is used as an aid in machining the mini collets. Slide the ring over the mini collet and seat against the shoulder. Expand the mini collet and machine collet to size.

Collet Separator

Rovi 5C Collet Separator Parts



Rovi 5C Collet Separator In Use



Rovi Collet Separator includes the following parts:

- 1 – Cover Plate
- 1 – 3/4 Drive Plug for SL4-5C Sleeve
- 1 – 9/16 Drive Plug for SL2-5C Sleeve
- 1 – Hardened Sleeve Plate
- 2 – 1/4 -28 Allen Bolts

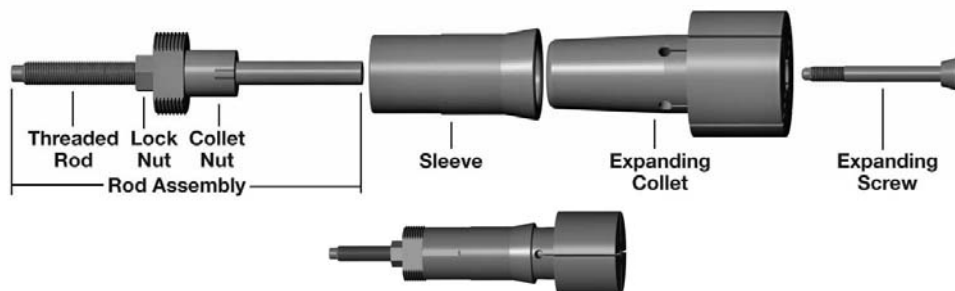
* Rovi Collet Separator is only to be used with our 5C sleeves (SL2-5C and SL4-5C).

Collet Separator for 16C and 3J Collets Now Available

10 Important Reasons To Choose ROVI

1. **Rigid One Piece Key Pin**
Assures accuracy, minimizes wear for long lasting use.
2. **Hardened and Ground Sleeves**
With Nylon Pins for 5C, 16C and 3J Spindles – Assures an exact fit and repeatable accuracy every time.
3. **Expanding Collet Taper**
Locks solidly with sleeve – for rigidity plus fast and accurate set-ups.
4. **Available Sizes from .065" to 6" Diameter**
Holds linear dimensions plus meets all your production size requirements.
5. **Exclusive Three Part System**
Assures long term economy and value.
6. **Operator Friendly, Fast, Easy & Safe To Use**
ROVI Expanding Collets will rapidly become your machinist's favorite.
7. **Holds Accurate Dimensional Tolerances**
.0005" T.I.R or better!
8. **Machinable Steel**
Holds memory for assured repeatability.
9. **Warrantied**
The ROVI Warranty will assure your satisfaction.
10. **Complete Inventory**
Assures rapid response and friendly service.

Internal Expanding Collets for 5C, 16C and 3J Spindles



ROVI Products manufactures a line of internal expanding collets to fit 5C, 3J and 16C spindles, capable of holding on bores ranging anywhere from .065" to 6" in diameter. Our system is composed of three parts: a **hardened and ground sleeve** to insure accuracy; a **rod assembly** which consists of the threaded pull rod, 5C collet nut, lock nut and expanding screw; and the **machinable expanding collet**. Unlike other designs, our expanding collets have a taper on the shank that locks into the sleeve creating a very rigid collet which in turn gives you better concentricity. All ROVI collets are machinable and completely consumable (.0005" TIR is easily held on production runs and holding .0002 TIR is not uncommon). Additional advantages are greater feeds and speeds, less chucking interference from chips and stringy shavings, and a greater capacity for holding parts. ROVI collets save time, labor and cost because they can be remachined for many different jobs. When the collet has been consumed or needs to be replaced, simply remove existing collet from the sleeve and insert new collet. It is not necessary to purchase the sleeve and rod assembly for every new collet as other manufacturers may require.



The ROVI mini collet is a unique design which allows this collet to hold on bore diameters from .250" - .065". The mini collet is available in three different chucking lengths: 1/4", 9/16", and 3/4", all with a diameter of 7/16". In addition, a shoulder on the major diameter of this collet allows the use of a turning ring for ease of machining the collet to size.

Our heavy duty collet line for 16C and 3J spindles is capable of holding on bores of .750" - 6" in diameter. These collets are of great benefit, due to the larger taper of the collet and the larger expanding screw when used on machines which have a lot of pressure generated by hydraulic closers. The design of this system is the same as our standard one.

We also manufacture **Heat Treated** Expanding collets as well as **special** collets, to your specifications. Please do not hesitate to call us with any questions you may have. ROVI has been in business since 1965 and we are very knowledgeable in the workholding field.



TABLE OF CONTENTS

5C – Expanding Collets

Mini Collets (For bore diameters from .065"-.250")...	4
-26 Series (Machinable down to .250")	4
-2 Series (Machinable down to .375")	4
-4 Series (Machinable down to .500")	5

16C – Expanding Collets

Mini Collets (For bore diameters from .065"-.250")...	6
-26 Series (Machinable down to .250")	6
-2 Series (Machinable down to .375")	6
-4 Series (Machinable down to .500")	7

3J – Expanding Collets

-26 Series (Machinable down to .250")	8
-2 Series (Machinable down to .375")	8
-4 Series (Machinable down to .500")	9

16C – Expanding Collets HEAVY DUTY

-8 Series (Machinable down to .750")	10
--	----





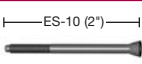
3J – Expanding Collets HEAVY DUTY

-8 Series (Machinable down to .750")	11
--	----

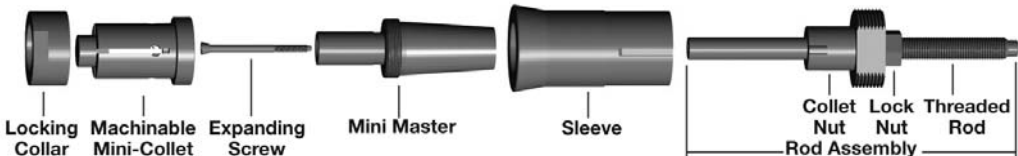


5C – Expanding Collets

MINI COLLETS – For bore diameters from .065" - .250"

							
Part #	Diameter	X	Length	Mini Master <i>(Incl. Locking Collar)</i>	Sleeve	Rod Assembly <i>(includes Screw)</i>	Replacement Screw
MC-40	7/16"	X	1/4"	MM-2	SL2-5C	RA10-5C	ES-10
MC-40L	7/16"	X	9/16"				
MC-40XXL	7/16"	X	3/4"				

MINI COLLET ASSEMBLY




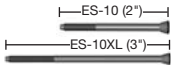
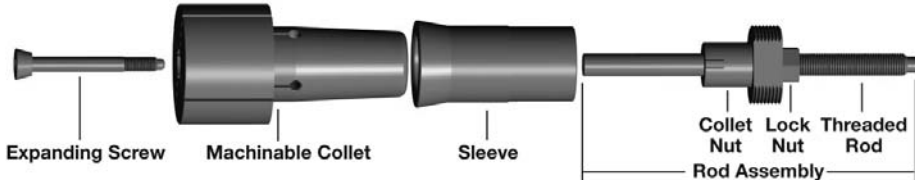


Locking Collar Machinable Mini-Collet Expanding Screw Mini Master Sleeve Collet Nut Lock Nut Threaded Rod Rod Assembly


-26 EXPANDING COLLET SERIES – Machinable down to .250"

							
Part #	Series	Diameter	X	Length	Sleeve	Rod Assembly <i>(includes Screw)</i>	Replacement Screw
1x1-26	-26	1"	X	1"	SL2-5C	RA6-5C	ES-6
1x1-26HT*		1"	X	1"			
1x1-1/2-26HT*		1"	X	1-1/2"			

-2 EXPANDING COLLET SERIES – Machinable down to .375"





							
Part #	Series	Diameter	X	Length	Sleeve	Rod Assembly <i>(includes Screw)</i>	Replacement Screw
1x1-2	-2	1"	X	1"	SL2-5C	RA10-5C	ES-10
1x1-2HT*		1"	X	1"			
1x2-2		1"	X	2"			ES-10XL
1x3-2		1"	X	3"			
1-1/4x1-2		1-1/4"	X	1"			
1-1/2x1-2		1-1/2"	X	1"			ES-10
2x1-2		2"	X	1"			
COLLET ASSEMBLY							
							

*Heat Treated to a 36-38 RC (Split three ways)







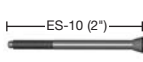

800-423-5145

5C - Expanding Collets

-4 EXPANDING COLLET SERIES - <i>Machinable down to .500"</i>							
							
Part #	Series	Diameter	X	Length	Sleeve	Rod Assembly (includes Screw)	Replacement Screw
1-1/2x1-1/2-4	-4	1-1/2"	X	1-1/2"	SL4-5C	RA25-5C	ES-25
1-1/2x2-4		1-1/2"	X	2"			ES-25XL
1-1/2x3-4		1-1/2"	X	3"			ES-25
2x1-1/2-4		2"	X	1-1/2"			ES-25XL
2x2-4		2"	X	2"			ES-25
2x3-4		2"	X	3"			ES-25XL
2x4-4		2"	X	4"			ES-25
2x5-4		2"	X	5"			ES-25XL
2x6-4		2"	X	6"			ES-25
2-1/2x1-1/2-4		2-1/2"	X	1-1/2"		RA25-5CXL	ES-25
2-1/2x2-4		2-1/2"	X	2"			ES-25XL
2-1/2x3-4		2-1/2"	X	3"			ES-25
2-1/2x4-4		2-1/2"	X	4"		RA25-5CXXL	ES-25XL
2-1/2x5-4		2-1/2"	X	5"			ES-25
2-1/2x6-4		2-1/2"	X	6"			ES-25XL
3x1-1/2-4		3"	X	1-1/2"		RA25-5C	ES-25
3x2-4		3"	X	2"			ES-25XL
3x3-4		3"	X	3"			ES-25
3-1/2x1-1/2-4		3-1/2"	X	1-1/2"			ES-25XL
3-1/2x3-4		3-1/2"	X	3"			ES-25
4x1-1/2-4		4"	X	1-1/2"			ES-25XL
4x3-4		4"	X	3"			ES-25
4-1/2x1-1/2-4		4-1/2"	X	1-1/2"			ES-25XL
5-1/4x1-1/2-4		5-1/4"	X	1-1/2"			ES-25
6x1-1/2-4		6"	X	1-1/2"			ES-25

16C - Expanding Collets





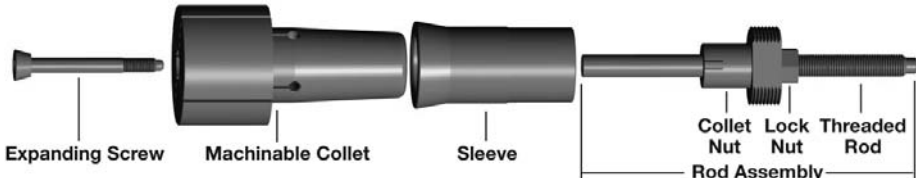
MINI COLLETS - For bore diameters from .065" - .250"

											
Part #	Diameter	X	Length	Mini Master <i>(Incl. Locking Collar)</i>		Sleeve	Rod Assembly <i>(includes Screw)</i>		Replacement Screw		
MC-40	7/16"	X	1/4"	MM-2		SL2-16C	RA10-16C		ES-10		
MC-40L	7/16"	X	9/16"								
MC-40XXL	7/16"	X	3/4"								
<div>MINI COLLET ASSEMBLY</div>  <div>Locking Collar Machinable Mini-Collet Expanding Screw Mini Master Sleeve Collet Nut Lock Nut Threaded Rod Rod Assembly</div>											


-26 EXPANDING COLLET SERIES - Machinable down to .250"

							
Part #	Series	Diameter	X	Length	Sleeve	Rod Assembly <i>(includes Screw)</i>	Replacement Screw
1x1-26	-26	1"	X	1"	SL2-16C	RA6-16C	ES-6
1x1-26HT*		1"	X	1"			
1x1-1/2-26HT*		1"	X	1-1/2"			

-2 EXPANDING COLLET SERIES - Machinable down to .375"





							
Part #	Series	Diameter	X	Length	Sleeve	Rod Assembly <i>(includes Screw)</i>	Replacement Screw
1x1-2	-2	1"	X	1"	SL2-16C	RA10-16C	ES-10
1x1-2HT*		1"	X	1"			ES-10XL
1x2-2		1"	X	2"			
1x3-2		1"	X	3"			
1-1/4x1-2		1-1/4"	X	1"			ES-10
1-1/2x1-2		1-1/2"	X	1"			
2x1-2		2"	X	1"			
COLLET ASSEMBLY							
							

*Heat Treated to a 36-38 RC (Split three ways)




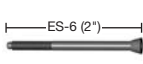






800-423-5145

16C – Expanding Collets

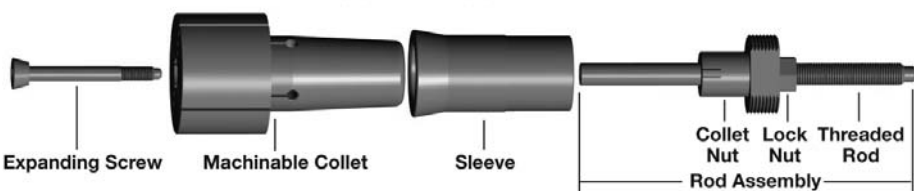
-4 EXPANDING COLLET SERIES – <i>Machinable down to .500"</i>								
								
Part #	Series	Diameter	X	Length	Sleeve	Rod Assembly <i>(includes Screw)</i>	Replacement Screw	
1-1/2x1-1/2-4	-4	1-1/2"	X	1-1/2"	SL4-16C	RA25-16C	ES-25	
1-1/2x2-4		1-1/2"	X	2"			ES-25XL	
1-1/2x3-4		1-1/2"	X	3"			ES-25	
2x1-1/2-4		2"	X	1-1/2"			ES-25XL	
2x2-4		2"	X	2"				
2x3-4		2"	X	3"				
2x4-4		2"	X	4"				
2x5-4		2"	X	5"		RA25-16CXXL	ES-25	
2x6-4		2"	X	6"				
2-1/2x1-1/2-4		2-1/2"	X	1-1/2"		RA25-16C	ES-25	
2-1/2x2-4		2-1/2"	X	2"				
2-1/2x3-4		2-1/2"	X	3"			ES-25XL	
2-1/2x4-4		2-1/2"	X	4"		RA25-16CXL		
2-1/2x5-4		2-1/2"	X	5"		RA25-16CXXL		
2-1/2x6-4		2-1/2"	X	6"				
3x1-1/2-4		3"	X	1-1/2"		RA25-16C	ES-25	
3x2-4		3"	X	2"			ES-25XL	
3x3-4		3"	X	3"			ES-25	
3-1/2x1-1/2-4		3-1/2"	X	1-1/2"			ES-25XL	
3-1/2x3-4		3-1/2"	X	3"			ES-25	
4x1-1/2-4		4"	X	1-1/2"			ES-25XL	
4x3-4		4"	X	3"			ES-25	
4-1/2x1-1/2-4		4-1/2"	X	1-1/2"			ES-25	
5-1/4x1-1/2-4		5-1/4"	X	1-1/2"				
6x1-1/2-4		6"	X	1-1/2"			ES-25	

3J - Expanding Collets

-26 EXPANDING COLLET SERIES – <i>Machinable down to .250"</i>							
							
Part #	Series	Diameter	X	Length	Sleeve	Rod Assembly (includes Screw)	Replacement Screw
1x1-26	-26	1"	X	1"	SL2-3J	RA6-3J	ES-6
1x1-26HT*		1"	X	1"			
1x1-1/2-26HT*		1"	X	1-1/2"			

-2 EXPANDING COLLET SERIES – <i>Machinable down to .375"</i>							
							
Part #	Series	Diameter	X	Length	Sleeve	Rod Assembly (includes Screw)	Replacement Screw
1x1-2	-2	1"	X	1"	SL2-3J	RA10-3J	ES-10
1x1-2HT*		1"	X	1"			ES-10XL
1x2-2		1"	X	2"			
1x3-2		1"	X	3"			
1-1/4x1-2		1-1/4"	X	1"			ES-10
1-1/2x1-2		1-1/2"	X	1"			
2x1-2		2"	X	1"			

COLLET ASSEMBLY




Expanding Screw Machinable Collet Sleeve Collet Nut Lock Nut Threaded Rod

— Rod Assembly —

*Heat Treated to a 36-38 RC (Split three ways)







Visit the Rovi Website at
www.roviproducts.com
for the latest information
about Rovi Products Pricing



800-423-5145





3J – Expanding Collets

-4 EXPANDING COLLET SERIES – <i>Machinable down to .500"</i>							
							
Part #	Series	Diameter	X	Length	Sleeve	Rod Assembly (includes Screw)	Replacement Screw
1-1/2x1-1/2-4	-4	1-1/2"	X	1-1/2"	SL4-3J	RA25-3J	ES-25
1-1/2x2-4		1-1/2"	X	2"			ES-25XL
1-1/2x3-4		1-1/2"	X	3"			ES-25
2x1-1/2-4		2"	X	1-1/2"			ES-25XL
2x2-4		2"	X	2"			
2x3-4		2"	X	3"			
2x4-4		2"	X	4"			
2x5-4		2"	X	5"		RA25-3JXXL	ES-25
2x6-4		2"	X	6"			
2-1/2x1-1/2-4		2-1/2"	X	1-1/2"		RA25-3JXL	ES-25XL
2-1/2x2-4		2-1/2"	X	2"			
2-1/2x3-4		2-1/2"	X	3"			
2-1/2x4-4		2-1/2"	X	4"		RA25-3JXXL	ES-25
2-1/2x5-4		2-1/2"	X	5"			
2-1/2x6-4		2-1/2"	X	6"		RA25-3J	ES-25XL
3x1-1/2-4		3"	X	1-1/2"			
3x2-4		3"	X	2"		RA25-3J	ES-25
3x3-4		3"	X	3"			ES-25XL
3-1/2x1-1/2-4		3-1/2"	X	1-1/2"			ES-25
3-1/2x3-4		3-1/2"	X	3"			ES-25XL
4x1-1/2-4		4"	X	1-1/2"			ES-25
4x3-4		4"	X	3"			ES-25XL
4-1/2x1-1/2-4		4-1/2"	X	1-1/2"			ES-25
5-1/4x1-1/2-4		5-1/4"	X	1-1/2"			
6x1-1/2-4		6"	X	1-1/2"			ES-25

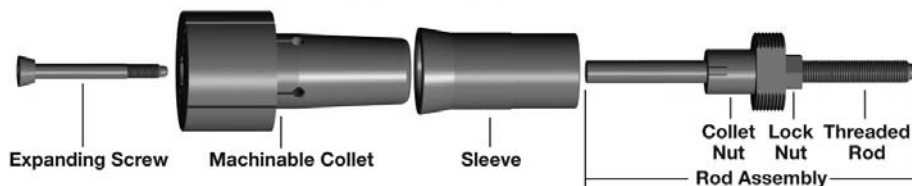
16C – HEAVY DUTY


Our heavy duty collet line for 16C and 3J spindles is capable of holding on bores of .750" - 6" in diameter. These collets are of great benefit, due to the larger taper of the collet and the larger expanding screw when used on machines which have a lot of pressure generated by hydraulic closers. The design of this system is the same as our standard one.

-8 EXPANDING COLLET SERIES – *Machinable down to .750"*





							
Part #	Series	Diameter	X	Length	Sleeve	Rod Assembly (includes Screw)	Replacement Screw
2x2-8	-8	2"	X	2"	SL8-16C	RA38-16C	ES-38
2x3-8		2"	X	3"			ES-38XL
2-1/2x2-8		2-1/2"	X	2"			ES-38
2-1/2x3-8		2-1/2"	X	3"			ES-38XL
3x2-8		3"	X	2"			ES-38
3x3-8		3"	X	3"			ES-38XL
3x5-8		3"	X	5"			ES-38XXL
3-1/2x2-8		3-1/2"	X	2"			ES-38
3-1/2x3-8		3-1/2"	X	3"			ES-38XL
4x2-8		4"	X	2"			ES-38
4x3-8		4"	X	3"			ES-38XL
4-1/2x2-8		4-1/2"	X	2"			ES-38
4-1/2x3-8		4-1/2"	X	3"			ES-38XL
5-1/4x2-8		5-1/4"	X	2"			ES-38
6x2-8		6"	X	2"			

COLLET ASSEMBLY






3J – HEAVY DUTY

-8 EXPANDING COLLET SERIES – <i>Machinable down to .750"</i>							
							
							
Part #	Series	Diameter	X	Length	Sleeve	Rod Assembly (includes Screw)	Replacement Screw
2x2-8	-8	2"	X	2"	SL8-3J	RA38-3J	ES-38
2x3-8		2"	X	3"			ES-38XL
2-1/2x2-8		2-1/2"	X	2"			ES-38
2-1/2x3-8		2-1/2"	X	3"			ES-38XL
3x2-8		3"	X	2"			ES-38
3x3-8		3"	X	3"			ES-38XL
3x5-8		3"	X	5"			ES-38XXL
3-1/2x2-8		3-1/2"	X	2"			ES-38
3-1/2x3-8		3-1/2"	X	3"			ES-38XL
4x2-8		4"	X	2"			ES-38
4x3-8		4"	X	3"			ES-38XL
4-1/2x2-8		4-1/2"	X	2"			ES-38
4-1/2x3-8		4-1/2"	X	3"			ES-38XL
5-1/4x2-8		5-1/4"	X	2"			ES-38
6x2-8		6"	X	2"			


We Offer a Wide Variety of Quality Machine Tools

Expanding Collets



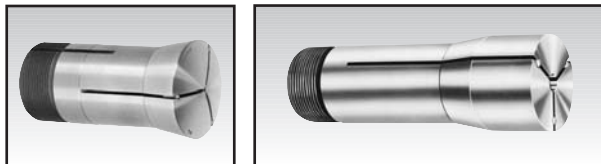
- For 5C, 16C, and 3J Spindles
- Sizes for standard Expanding Collets. .250"-6"
- Mini Collets from .250" - .065"

Chuck Jaws



- For Serrated and Tongue & Groove Chucks
- Large selection... READY TO SHIP!

Collets



- Hardinge 5C, 16C and 3J


Special Tooling

Twister Speed Lathes



For polishing and deburring

5C Multiple Collet Fixtures



Provides fast and easy set-up, with "true length" stability and accuracy.